




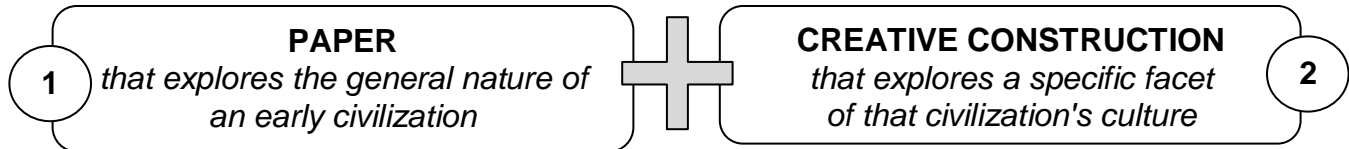
EARLY CIVILIZATIONS PROJECT

GUIDELINES
Mr. Smith's Class



Overview/Choosing Your Topic/Sub-Topic

The 'Early Civ Project' is an opportunity for you to explore a civilization from history both generally and specifically. This assignment will allow you to gain a general understanding of a nation of your choice, while also exploring a very specific aspect of that society. The Early Civ Project consists of two key pieces:



You will get started on this project by selecting a topic civilization off the "Early Civilizations Project Topic List". You may choose any civilization with a "📖" next to its name. Once you have chosen your "civ" you should choose what related Creative Construction sub-topic you want (these are listed just below your chosen civilization and have a "✂" next to their name).

So in other words, a student might choose from the list as follows:

"My **paper** will be on the **Qin Dynasty** of China and my **creative construction** will be the **Great Wall of China**."

📖 **Qin Dynasty(China)**
✂ Shi Huangdi
✂ Great Wall of China
✂ Terra Cotta Army
✂ Legalism

1

The Paper

- All Projects will include a **THREE-FOUR PAGE** paper providing an overview of your topic(civilization)project(Page length does not include your Works Cited) and follows the guidelines below.
- Paper Mechanics
 - 3 – 4 Pages(not including Works Cited), 12 point font, Times New Roman, Double Space & 1 inch margins all the way around(Microsoft Word defaults to 1.25 inch margins, CHANGE to 1 inch).
 - Full MLA heading with page numbers on all pages, including Works Cited page
 - Typed and printed on white paper with black ink text.
 - Parenthetical Citations that use each of the works listed on your works cited.
- All Projects will include a **Works Cited** in **MLA format** with at least **4 sources**.
(sources may not include general encyclopedias(Encarta, Wikipedia, Britannica, World Book, etc.) **These sources must all appear in your paper in parenthetical citations!**)
- Paper Format(Required)
 - Introduction (BRIEF overview of your Civilization)
 - Founding of the Civilization
 - Accomplishments of the Civilization
 - Struggles of the Civilization
 - Important People/Rulers/Leaders of the Civilization
 - Fall/Collapse/Decline of the Civilization
 - Conclusion (BRIEF summary of your paper)

Each section gets its own paragraph with these headings(in bold) at the start of that section.

The Creative Construction

- All projects will also include a student-created creation in a display form of their choice (see *the handout "Display Form Ideas"*)
- Projects may be displayed to the class/general public (so do your best work).
- Each project must include some form of hand-drawn or hand-created visuals. In the case of posters or pamphlets with many pictures, **75% must be original**.
- Flat posters or PowerPoints **will not be accepted** for this project except with special permission. (see *Display Form Ideas* handout for alternatives)
- If your project involves a performance before the class (i.e. drama), make arrangements with Mr. Smith well before the due date.
- Select a type of creative display that best suits your talents or interests. For example, if you like to build things with your hands you might consider making a model, diorama or sculpture. On the other hand, a talented artist may choose to make a drawing or painting. If writing is your expressive medium of choice, maybe you'll write a poem, song, children's book or play. Ultimately, whatever format you choose, Mr. Smith will look at what you hand in and ask himself: ***"Did my student spend a lot of time creating this or was it hastily created?"***.

Due Dates

- Your Early Civilizations Project is due on _____.
- All late work shall be deducted **20% off the final grade**.
- Plagiarism, whether intentional or accidental, shall result in a grade of 0%....be careful about what you copy and if you have a question see Mr. Smith.

Grade & Weighting

- Your Early Civilization Project is equal to a UNIT TEST in the gradebook (Portal).
- The creative construction portion of your project will account for **50%** of your project grade and the paper will account for the remaining **50%**.
- There is no opportunity to 'retake' this project to change your grade.

Further Assistance

- Mr. Smith will be available for you if you need help with research, writing your paper, or aid with your creative construction. My free periods are _____ and I am available before and after school most days (by appointment please).
- The SHS Library Staff is also very helpful with researching & source-citation!

DISPLAY FORM IDEAS
for the Early Civilization Project
(Mr.Smith's Class)



DIORAMA
(3-D Model)



ARTIFACT
(life-sized replica)



WOODEN ART



SHADOW BOX



DOLLS, PAPER DOLLS
or **DOLL CLOTHING**



HISTORICAL
JOURNAL



DRAMATIC PLAY
(SCRIPT)



PAINTING/DRAWING




POTTERY




BUST or
SCULPTURE



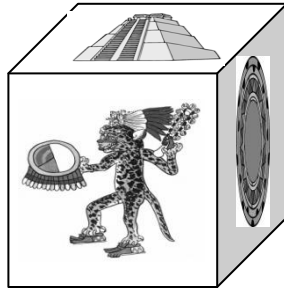
SONG or POEM



BOARDGAME




MOBILE



DISPLAY BOX
(6-SIDED DISPLAY)



CHILDREN'S BOOK



MOVIE
(VIDEO)



MASK(S)



CLOTHING or
JEWELRY

Or some Teacher-Approved, Original Idea of Yours?

JUST REMEMBER...
NO POSTERS or POWERPOINTS!

EARLY CIVILIZATIONS PROJECT

GRADE CALCULATION

Mr. Smith's Class

1

The Paper

● *Required Components:*

Introduction _____/5
Founding of the Civilization _____/5
Accomplishments of the Civilization _____/5
Struggles of the Civilization _____/5
Important People/Rulers/Leaders of the Civilization _____/5
Fall/Collapse/Decline of the Civilization _____/5
Conclusion _____/5

● *Format of Paper(MLA guidelines):*

MLA Format _____/5

● *Works Cited:*

Proper Format _____/5
Number of Sources _____/5

TOTAL PAPER SCORE _____/50*


*10 points deducted if paper is not at least 3 pages long(Works Cited does not count towards page length)

2

The Creative Construction

Reflects Time Investment _____/20
Demonstrates Creativity _____/20
Accuracy of Information _____/10

TOTAL CREATIVE CONSTRUCTION SCORE _____/50



TOTAL PROJECT SCORE _____/100